

# Measuring Central Universities' Research Contribution to the Nation (India): An Assessment of ETDs (Shodhganga)

Manmeet Kaur<sup>1</sup> and Raja Ram Bhat<sup>2</sup>

<sup>1</sup>Assistant Librarian, Uttarakhand Sanskrit University, Haridwar

<sup>2</sup>Assistant Librarian, Mohanlal Sukhadia University, Udaipur, Rajasthan

**Keywords:** Assessment, Central Universities, India, Research Contribution

## 1. Background

Information and communication technology (ICT) has significantly impacted the way people search, gather, and disseminate information. Grey literature, which includes research not widely published or with limited non-commercial publication, includes important sources like dissertations and theses. Electronic Theses and Dissertations (ETD) have significantly impacted this process. The University Grants Commission Notification, published on June 1, 2009, mandates Indian researchers to submit electronic copies of their theses and dissertations for free access to the global academic community. Universities can receive UGC funding to digitize their research backlog by signing Memorandums of Understanding with the INFLIBNET Center and making electronic copies available to Shodhganga. Students must submit their theses and dissertations online to meet this requirement. While it can be a useful source of data for research, it is crucial to remember that there are other metrics that should be utilized to evaluate a university's contribution to national research. Shodhganga is a repository for Indian Ph.D. theses, while INFLIBNET collects and makes research available through its network. This project facilitates effective sharing and accessibility of research findings within the academic community. The Shodhganga repository now has 482492 full-text theses and dissertations uploaded (till September 5, 2023), and 840 universities have signed the Memorandum of Understanding (MoU) and are contributing to it.



Figure 1

(Source: <https://shodhganga.inflibnet.ac.in/> Access on 28.08.2023)

**Corresponding Author:** Ms. Manmeet Kaur, Email: manmeet.mangeshsalunke@gmail.com and Dr. Raja Ram Bhat, Email: rajaramb007@gmail.com

### **Objectives of the study**

The objectives of the study are:

1. Categorize the Theses: The study examines the research landscape in Central Universities by analyzing ETD uploads to Shodhganga in 2022.
2. Assessing Language Distribution, departmental classification, evaluating interdisciplinary collaboration, and setting performance benchmarks.
3. Analyze the Data: Determine how many ETDs were submitted by each Central university in order to analyze the data.
4. Compare the Central Universities ETDs: It's critically important to compare university contributions to research, such as the number of ETDs uploaded.

It is crucial to keep in mind that these aims may change based on the particular environment and objectives of the evaluation done on the research contributions made by central institutions through ETDs in Shodhganga.

**Methods:** The methodology for gathering information about Electronic Theses and Dissertations (ETDs) from central universities involved thorough searching on Shodhganga, organizing the data into an Excel spreadsheet, and selecting specific universities to ensure accurate representation. To avoid having the same data twice, the researchers chose universities unique in their states. It is important to note that some newer central universities may not have uploaded their ETDs yet on Shodhganga, as they are still in the early stages of development. The data was organized and carefully selected to avoid duplicates. The study emphasizes the importance of carefully selecting and organizing data to ensure accurate representation of central universities.

**REVIEW OF THE LITERATURE:** **Saloi (2021)** studied that, nine Northeast Indian central institutions signed a Memorandum of Understanding to share their theses and dissertations via INFLIBNET's open-access Shodhganga repository. North Eastern Hill University (NEHU) was the top contributor, contributing 2,093 materials, with the Department of Education playing a crucial role in the process.

According to research conducted by **Sivakumaren and Swaminathan (2020)**, the 16 state universities in Tamil Nadu, India, that contributed to the INFLIBNET Shodhganga project made contributions a total of 41,870 Electronic Theses and Dissertations (ETDs). The departments of information and communication at Anna University and Tamil studies at Bharathidasan University produced the most theses in their respective subjects, with 46.79% of the total submissions, the discipline of information and communication received the most theses.

**Sengupta's (2019)** found that only 8 out of 12 Maharashtra state universities actively contributed Electronic Theses and Dissertations to Shodhganga, with Savitribai Phule Pune University, Dr. Babasaheb Ambedkar

**MEASURING CENTRAL UNIVERSITIES' RESEARCH CONTRIBUTION TO THE NATION (INDIA):AN  
ASSESSMENT OF ETDS (SHODHGANGA)**

Marathwada University, and SNTU University being the most active. It also raises concerns about discrepancies in ETD lists, indicating a need for data quality and accuracy improvements in the Shodhganga repository. The top contributors were Savitribai Phule Pune University (Pune), Dr. Babasaheb Ambedkar Marathwada University (Aurangabad), and SNTU University (Mumbai). The top five research guides were associated with universities in Pune and Aurangabad, indicating their significant role in guiding research in this area. English was the most preferred language for theses and dissertations, suggesting many academic works were authored in English.

**Table 1: Central Universities offer ETDs on Shodhganga**

<b>Serial No.</b>	<b>Name of the University</b>	<b>ETDs offer On Shodhganga</b>
1	Aligarh Muslim University	Yes
2	Assam University	Yes
3	Babasaheb Bhimrao Ambedkar University	Yes
4	Banaras Hindu University	Yes
5	Central Agricultural University	Yes
6	Central Sanskrit University	Yes
7	Central University of Gujarat	Yes
8	Central University of Haryana	Yes
9	Central University of Himachal Pradesh	Yes
10	Central University of Jammu	Yes
11	Central University of Jharkhand	Yes
12	Central University of Karnataka	Yes
13	Central University of Kashmir	Yes
14	Central University of Kerala	Yes
15	Central University of Orissa	Yes
16	Central University of Punjab	Yes
17	Central University of Rajasthan	Yes
18	Central University of South Bihar	Yes
19	Central University of Tamil Nadu	Yes
20	Dr. Harisingh Gour Vishwavidyalaya	Yes
21	English & Foreign Languages University	Yes
22	Guru Ghasidas Vishwavidyalaya	Yes
23	Hemvati Nandan Bahuguna Garhwal University	Yes
24	Indian Maritime University	Yes
25	Indira Gandhi National Open University	Yes

**MEASURING CENTRAL UNIVERSITIES' RESEARCH CONTRIBUTION TO THE NATION (INDIA):AN  
ASSESSMENT OF ETDS (SHODHGANGA)**

26	Jamia Millia Islamia	Yes
27	Jawaharlal Nehru University	Yes
28	Mahatma Gandhi Antarrashtriya Hindi Vishwavidyalaya	Yes
29	Manipur University	Yes
30	Maulana Azad National Urdu University	Yes
31	Mizoram University	Yes
32	Nagaland University	Yes
33	National Sanskrit University (previously Rashtriya Sanskrit Vidyapeeth)	Yes
34	North Eastern Hill University	Yes
35	Pondicherry University	Yes
36	Rajiv Gandhi University	Yes
37	Shri Lal Bahadur Shastri National Sanskrit University	Yes
38	Sikkim University	Yes
39	South Asian University	Yes
40	Tezpur University	Yes
41	The Indira Gandhi National Tribal University	Yes
42	Tripura University	Yes
43	University of Allahabad	Yes
44	University of Delhi	Yes
45	University of Hyderabad	Yes
46	Visva Bharati	Yes

The table 1 lists universities with Electronic Theses and Dissertations (ETDs) available on the Shodhganga platform, with all universities having “Yes” status, indicating their ETDs are accessible.

**Table 2: Central Universities do not provide ETDs on Shodhganga**

<b>Serial No.</b>	<b>Name of the University</b>	<b>ETDs do Not Provide ETDs on Shodhganga</b>
1	Central Tribal University of Andhra Pradesh	Not uploaded
2	Central University of Andhra Pradesh	Not uploaded
3	Dr. Rajendra Prasad Central Agricultural University	Not uploaded
4	Gati Shakti Vishwavidyalaya	Not uploaded
5	Mahatma Gandhi Central University	Not uploaded
6	Nalanda University	Not uploaded

**MEASURING CENTRAL UNIVERSITIES' RESEARCH CONTRIBUTION TO THE NATION (INDIA):AN  
ASSESSMENT OF ETDS (SHODHGANGA)**

7	National Sports University	Not uploaded
8	Rajiv Gandhi National Aviation University	Not uploaded
9	Rani Lakshmi Bai Central Agricultural University	Not uploaded
10	Sindhu Central University	Not uploaded

The table 2 displays universities with "Not uploaded" status for Electronic Theses and Dissertations (ETDs) availability on the Shodhganga platform, indicating that these ETDs are not accessible. The universities include the Central Tribal University of Andhra Pradesh, Dr. Rajendra Prasad Central Agricultural University, Gati Shakti Vishwavidyalaya, Mahatma Gandhi Central University, Nalanda University, National Sports University, Rajiv Gandhi National Aviation University, Rani Lakshmi Bai Central Agricultural University, and Sindhu Central University. These universities have not contributed their research theses and dissertations to the open-access database, potentially limiting the accessibility of their research to the wider academic community and the public. The reasons for this decision could vary and could include institutional policies, technical limitations, or other factors. The universities' research works may be focused on transportation or related fields, but they have not made any ETDs available on Shodhganga.

The reasons for this decision could include institutional policies, technical limitations, or other factors.

**Table 3: Central Universities and their ETD Count**

Sl No.	State	Name of Central University	Established	Centralized	No. of ETDs
1	Arunachal Pradesh	Rajiv Gandhi University	1985	2007	52
2	Assam	Assam University	1994	1994	28
3	Bihar	Central University of South Bihar	2009	2009	22
4	Chhattisgarh	Guru Ghasidas Vishwavidyalaya	1983	2009	10
5	Delhi	The Central Sanskrit University	1970	2020	27
6	Gujarat	Central University of Gujarat	2009	2009	30
7	Haryana	Central University of Haryana	2009	2009	8
8	Himachal Pradesh	Central University of Himachal Pradesh	2009	2009	1
9	Jammu & Kashmir	Central University of Jammu	2011	2011	21
10	Jharkhand	Central University of Jharkhand	2009	2009	13
11	Karnataka	Central University of Karnataka	2009	2009	28
12	Kerala	Central University of Kerala	2009	2009	39
13	Madhya Pradesh	The Indira Gandhi National Tribal University	2007	2007	31
14	Maharashtra	Mahatma Gandhi Antarrashtriya Hindi Vishwavidyalaya	1997	1997	33
15	Manipur	Manipur University	1980	2005	76

**MEASURING CENTRAL UNIVERSITIES' RESEARCH CONTRIBUTION TO THE NATION (INDIA):AN  
ASSESSMENT OF ETDS (SHODHGANGA)**

16	Mizoram	Mizoram University	2000	2000	104
17	Meghalaya	North-Eastern Hill University	1973	1973	96
18	Nagaland	Nagaland University	1994	1994	16
19	Odisha	Central University of Orrisa	2009	2009	4
20	Pondicherry	Pondicherry University	1985	1985	2
21	Punjab	Central University of Punjab	2009	2009	31
22	Rajasthan	Central University of Rajasthan	2009	2009	18
23	Sikkim	Sikkim University	2007	2007	41
24	Tamil Nadu	Central University of Tamil Nadu	2009	2009	24
25	Telangana	English and Foreign Languages University	1958	2007	7
26	Tripura	Tripura University	1987	1987	27
27	Uttarakhand	Hemwati Nandan Bahuguna Garhwal University	1973	2009	64
28	Uttar Pradesh	Babasaheb Bhimrao Ambedkar University	1996	1996	48
29	West Bengal	Visva Bharati	1921	1921	39
	Total				940

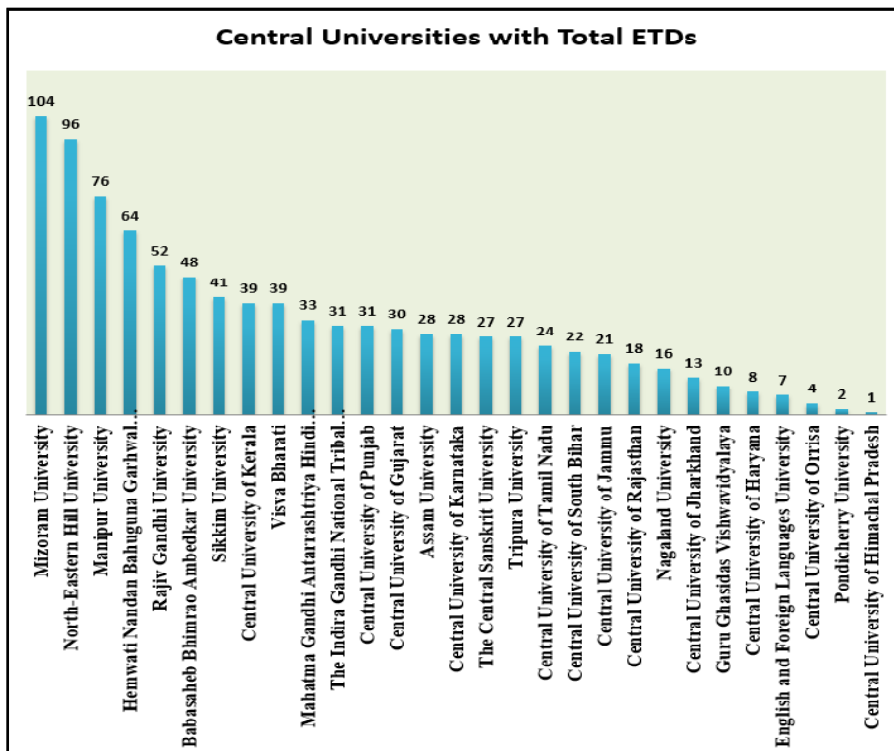


Figure 2

**MEASURING CENTRAL UNIVERSITIES' RESEARCH CONTRIBUTION TO THE NATION (INDIA):AN  
ASSESSMENT OF ETDS (SHODHGANGA)**

Table 3 and Figure 2 displays Central Universities by state, establishment year, centralized status, and ETDS available, totaling 940 ETDS across these universities.

**Table 4: Rajiv Gandhi University (Arunachal Pradesh)**

<b>SI No.</b>	<b>Name of the Department</b>	<b>No. of ETDS</b>	<b>Language</b>
1	Department of Education	6	English
2	Department of Geography	6	English
3	Department of Hindi	6	Hindi
4	Department of Mathematics	6	English
5	Department of Commerce	5	English
6	Department of Political Science	4	English
7	Department of Economics	3	English
8	Department of English	3	English
9	Department of Physics	3	English
10	Department of Zoology	3	English
11	Department of Chemistry	2	English
12	Department of Mass Communication	2	English
13	Department of Anthropology	1	English
14	Department of Computer Science & Engineering	1	English
15	Department of History	1	History
	Total	52	

The departments, the total number of ETDS they have provided, and the languages offered for these ETDS are briefly summarized in this table.

**Table 5: Assam University (Assam)**

<b>SI No.</b>	<b>Name of the Department</b>	<b>No. of ETDS</b>	<b>Language</b>
1	Department of Mass Communication	4	English
2	Department of History	3	English
3	Department of Life Science	3	English
4	Department of Bengali	2	Bengali
5	Department of Commerce	2	English
6	Department of Ecology and Environmental Science	2	English
7	Department of Manipuri	2	Manipuri
8	Department of Philosophy	2	English
9	Department of Sociology	2	English
10	Department of Computer Science	1	English

**MEASURING CENTRAL UNIVERSITIES' RESEARCH CONTRIBUTION TO THE NATION (INDIA):AN  
ASSESSMENT OF ETDS (SHODHGANGA)**

11	Department of English	1	English
12	Department of Law	1	English
13	Department of Microbiology	1	English
14	Department of Sanskrit	1	English
15	Department of Social Work	1	English
	Total	28	

The departments, the total number of ETDS they have provided, and the languages offered for these ETDS are briefly summarized in this table.

**Table 6: Central University of South Bihar (Bihar)**

SI No.	Name of the Department	No. of ETDS	Language
1	Department of Mass Communication and Media Studies	5	English
2	Department of Political Science & International Relations	4	English
3	Department of Biotechnology	2	English
4	Department of Life Science	2	English
5	Department of Psychological Sciences	2	English
6	Department of Computer Science	1	English
7	Department of Development Studies	1	English
8	Department of Economic Studies and Policy	1	English
9	Department of Environmental Science	1	English
10	Department of Hindi	1	Hindi
11	Department of Statistics	1	English
12	Department of Teacher Education	1	English
	Total	22	

The departments, the total number of ETDS they have provided, and the languages offered for these ETDS are briefly summarized in this table.

**Table 7: Guru Ghasidas University (Chhattisgarh)**

SI No.	Name of the Department	No. of ETDS	Language
1	Department of Chemistry	3	English
2	Department of Education	3	2 English and 1 Hindi
3	Department of Forestry Wild Life Environmental Science & Eco Development	2	English
4	Department of Pharmacy	1	English
5	Department of Sociology	1	English
	Total	10	



**MEASURING CENTRAL UNIVERSITIES' RESEARCH CONTRIBUTION TO THE NATION (INDIA):AN  
ASSESSMENT OF ETDS (SHODHGANGA)**

The departments, the total number of ETDS they have provided, and the languages offered for these ETDS are briefly summarized in this table.

**Table 8: Central Sanskrit University (Delhi)**

SI No.	Name of the Department	No. of ETDS	Language
1	Department of Sahitya	10	Sanskrit
2	Department of Shiksha Shastra	4	Sanskrit
3	Department of Vyakarana	4	Sanskrit
4	Department of Sankhya Yoga	2	Sanskrit
5	Department of Sarva Darshan	2	Sanskrit
6	Department of Jyotisha	1	Sanskrit
7	Department of Mimamsa	1	Sanskrit
8	Department of Nyaya	1	Sanskrit
9	Department of Puranetihasa	1	Sanskrit
10	Department of Veda	1	Sanskrit
	Total	27	

The departments, the total number of ETDS they have provided, and the languages offered for these ETDS are briefly summarized in this table.

**Table 9: Central University of Gujarat (Gujarat)**

SI No.	Name of the Department	No. of ETDS	Language
1	School of Social Sciences	10	English
2	School of Environment and Sustainable development	4	English
3	School of Nanosciences	4	English
4	Centre for study of Diaspora	3	English
5	School of International Studies	3	English
6	School of Language Literature and Culture Studies	3	English
7	School of Life Sciences	3	English
	Total	30	

The departments, the total number of ETDS they have provided, and the languages offered for these ETDS are briefly summarized in this table.

**MEASURING CENTRAL UNIVERSITIES' RESEARCH CONTRIBUTION TO THE NATION (INDIA):AN  
ASSESSMENT OF ETDS (SHODHGANGA)**

**Table 10: Central University of Haryana (Haryana)**

SI No.	Name of the Department	No. of ETDs	Language
1	Department of Statistics	3	English
2	Department of Chemistry	2	English
3	Department of Education	2	English
4	Department of Political Science	1	English
	Total	8	

The departments, the total number of ETDs they have provided, and the languages offered for these ETDs are briefly summarized in this table.

<b>Table 11: Central University of Himachal Pradesh (Himachal Pradesh)</b>			
SI No.	Name of the Department	No. of ETDs	Language
1	Department of Mathematics	1	English
	Total	1	

The Department of Mathematics has submitted one English-language Electronic Theses and Dissertations (ETDs) to the Central University of Himachal Pradesh.

**Table 12: Central University of Jammu (Jammu & Kashmir)**

SI No.	Name of the Department	No. of ETDs	Language
1	Department of Physics and Astronomical Sciences	5	English
2	Department of Physics and Astronomical Sciences		
	Department of Public Policy and Public Administration	5	English
3	Department of Economics	3	English
4	Department of Computer Science and Information Technology	2	English
5	Department of English	2	English
6	Department of Mathematics	2	English
7	Department of Hindi and Other Indian Languages	1	Hindi
8	Department of National Security Studies	1	English
	Total	21	

The table summarizes the departments of Central University of Jammu, their Electronic Theses and Dissertations (ETDs), and the languages they contribute to.

**MEASURING CENTRAL UNIVERSITIES' RESEARCH CONTRIBUTION TO THE NATION (INDIA):AN  
ASSESSMENT OF ETDS (SHODHGANGA)**

**Table 13: Central University of Jharkhand (Jharkhand)**

<b>Sl No.</b>	<b>Name of the Department</b>	<b>No. of ETDS</b>	<b>Language</b>
1	Department of Politics and International Relations	3	English
2	Department of Chemistry	1	English
3	Department of Contemporary and Tribal Customary Law	1	English
4	Department of Education	1	English
5	Department of Energy Engineering	1	English
6	Department of Environmental Sciences	1	English
7	Department of Far East Languages	1	Far East
8	Department of Life Sciences	1	English
9	Department of Nanotechnology	1	English
10	Department of Tribal Studies	1	English
11	Department of Water Engineering and Management	1	English
	<b>Total</b>	<b>13</b>	

The table summarizes the departments of Central University of Jharkhand, their Electronic Theses and Dissertations (ETDs), and the languages they contribute to.

**Table 14: Central University of Karnataka (Karnataka)**

<b>Sl No.</b>	<b>Name of the Department</b>	<b>No. of ETDS</b>	<b>Language</b>
1	Department of Psychology	6	English
2	Department of Commerce	3	English
3	Department of Kannada	3	Kannada
4	Department of Social Work	3	English
5	Department of Business Studies	2	English
6	Department of Chemistry	2	English
7	Department of Electronics and Communication Engineering	2	English
8	Department of Physics	2	English
9	Department of Geography	1	English
10	Department of Geology	1	English
11	Department of History	1	English
12	Department of Linguistics	1	English
13	Department of Mathematics	1	English
	<b>Total</b>	<b>28</b>	

**MEASURING CENTRAL UNIVERSITIES' RESEARCH CONTRIBUTION TO THE NATION (INDIA):AN  
ASSESSMENT OF ETDs (SHODHGANGA)**

The table summarizes the departments of Central University of Karnataka, their Electronic Theses and Dissertations (ETDs), and the languages they contribute to.

**Table 15: Central University of Kerala (Kerala)**

SI No.	Name of the Department	No. of ETDs	Language
1	Department of Genomic Science	4	English
2	Department of Hindi & Comparative Literature	4	Hindi
3	Department of Social Work	4	English
4	Department of Zoology	4	English
5	Department of Education	3	English
6	Department of Mathematics	3	English
7	Department of English and Comparative Literature	3	English
8	Department of Economics	2	English
9	Department of Malayalam	2	Malayalam
10	Department of Plant Science	2	English
11	Department of Public Administration and Policy Studies	2	English
12	Department of Biochemistry and Molecular biology	1	English
13	Department of Chemistry	1	English
14	Department of Computer Science	1	English
15	Department of Geology	1	English
16	Department of International relations and politics	1	English
17	Department of Linguistics	1	English
	Total	39	

The table summarizes the departments of Central University of Kerala, their Electronic Theses and Dissertations (ETDs), and the languages they contribute to.

**Table 16: Indira Gandhi National Tribal University, Amarkantak (Madhya Pradesh)**

SI No.	Name of the Department	No. of ETDs	Language
1	Department of Biotechnology	3	English
2	Department of Hindi	3	Hindi
3	Department of Education	2	English
4	Department of Geography	2	English
5	Department of Mathematics	2	English
6	Department of Social Work-RCM	2	English
7	Department of Tourism Management	2	English

**MEASURING CENTRAL UNIVERSITIES' RESEARCH CONTRIBUTION TO THE NATION (INDIA):AN  
ASSESSMENT OF ETDS (SHODHGANGA)**

8	Department of Ancient Indian History, Culture & Archaeology	1	English
9	Department of Ancient Indian History, Culture & Archaeology	1	Hindi
10	Department of Botany	1	English
11	Department of Business Management	1	English
12	Department of Commerce	1	English
13	Department of Journalism and Mass Communication	1	English
14	Department of Linguistics and Contrastive Study of Tribal Languages	1	English
15	Department of Pharmacy	1	English
16	Department of Physics	1	English
17	Department of Political Science and Human Rights-RCM	1	English
18	Department of Political Science and Human Rights	1	Hindi
19	Department of Psychology	1	English
20	Department of Sociology & Social Anthropology	1	English
21	Department of Tribal Studies	1	English
22	Department of Zoology	1	English
	Total	31	

The table summarizes the departments of Indira Gandhi National Tribal University, Amarkantak, them Electronic Theses and Dissertations (ETDs), and the languages they contribute to.

**Table 17: Mahatma Gandhi Antarrashtriya Hindi Vishwavidyalaya (Maharashtra)**

SI No.	Name of the Department	No. of ETDS	Language
1	Department of Comparative Literature	5	Hindi
2	Department of Language Technology	5	Hindi
3	Department of Social Work	5	Hindi
4	Department of Nonviolence and Peace Studies	4	Hindi
5	Department of Diaspora Studies	3	Hindi
6	Baba SahabAmbedakar Centre for Dalit and Tribal Studies	2	Hindi
7	Department of Education	2	Hindi
8	Department of Mass Communication	2	Hindi
9	Department of Anthropology	1	Hindi
10	Department of Buddhist Studies	1	Hindi
11	Department of Translation Technology	1	Hindi
12	Mahatma Gandhi Fyujji Guruji Centre for Peace Studies	1	Hindi
13	Performing arts (drama and film)	1	Hindi
	Total	33	

**MEASURING CENTRAL UNIVERSITIES' RESEARCH CONTRIBUTION TO THE NATION (INDIA):AN  
ASSESSMENT OF ETDS (SHODHGANGA)**

The table summarizes the departments of Mahatma Gandhi Antarrashtriya Hindi Vishwavidyalaya, them Electronic Theses and Dissertations (ETDs), and the languages they contribute to.

**Table 18: Manipur University (Manipur)**

<b>SI No.</b>	<b>Name of the Department</b>	<b>No. of ETDs</b>	<b>Language</b>
1	Department of Physical Education & Sports Science	11	English
2	Department of Bio-Chemistry	6	English
3	Department of Chemistry	6	English
4	Department of Earth Science	6	English
5	Department of Education	6	English
6	Department of Life Science	6	English
7	Department of Manipuri	5	Manipuri
8	Department of Anthropology	4	English
9	Department of Manipuri Dance	4	English
10	Department of Mathematics	4	English
11	Department of English	3	English
12	Department of Adult Continuing Education & Extension (ACEE)	2	English
13	Department of Forestry and Environmental Science	2	English
14	Department of History	2	English
15	Department of Biotechnology	1	English
16	Department of Commerce	1	English
17	Department of Computer Science	1	English
18	Department of Dance and Music	1	English
19	Department of Linguistics	1	English
20	Department of Manipur Institute of Management Studies (MIMS)	1	English
21	Department of Sociology	1	English
22	Department of Statistics	1	English
23	Department of Teacher Education	1	English
	Total	76	

The table summarizes the departments of Manipur University, their Electronic Theses and Dissertations (ETDs), and the languages they contribute to.

**MEASURING CENTRAL UNIVERSITIES' RESEARCH CONTRIBUTION TO THE NATION (INDIA):AN  
ASSESSMENT OF ETDS (SHODHGANGA)**

**Table 19: Mizoram University (Mizoram)**

<b>Sl No.</b>	<b>Name of the Department</b>	<b>No. of ETDS</b>	<b>Language</b>
1	Department of Education	12	English
2	Department of Library and Information Science	8	English
3	Department of Political Science	7	English
4	Department of Chemistry	6	English
5	Department of Physics	6	English
6	Department of Zoology	6	English
7	Department of Electronics Engineering	5	English
8	Department of Environmental Science	5	English
9	Department of Forest Ecology	5	English
10	Department of Forestry	5	English
11	Department of Botany	3	English
12	Department of History & Ethnography	3	English
13	Department of Mizo	3	English
14	Department of Public Administration	3	English
15	Department of Social Work	3	English
16	Department of Economics	2	English
17	Department of Electrical Engineering	2	English
18	Department of Geography	2	English
19	Department of Geology	2	English
20	Department of Hindi	2	Hindi
21	Department of Horticulture	2	English
22	Department of Management	2	English
23	Department of Mathematics and Computer Science	2	English
24	Department of Psychology	2	English
25	Department of Biotechnology	1	English
26	Department of Commerce	1	English
27	Department of English	1	English
28	Department of Extension Education and Rural Development	1	English
29	Department of Hindi	1	English
30	Department of Mass Communication	1	English
	<b>Total</b>	<b>104</b>	

The table summarizes the departments of Mizoram University, their Electronic Theses and Dissertations (ETDs), and the languages they contribute to.

**MEASURING CENTRAL UNIVERSITIES' RESEARCH CONTRIBUTION TO THE NATION (INDIA):AN  
ASSESSMENT OF ETDS (SHODHGANGA)**

**Table 20: North-Eastern Hill University (Meghalaya)**

<b>Sl No.</b>	<b>Name of the Department</b>	<b>No. of ETDS</b>	<b>Language</b>
1	Department of Education	12	English
2	Department of Law	8	English
3	Department of Zoology	8	English
4	Department of English	6	English
5	Department of Biochemistry	5	English
6	Department of Chemistry	5	English
7	Department of Tourism and Hotel Management	5	English
8	Department of History	4	English
9	Department of Information Technology	4	English
10	Department of Anthropology	3	English
11	Department of Botany	3	English
12	Department of Linguistics	3	English
13	Department of Mathematics	3	English
14	Centre for Environmental Studies	2	English
15	Department of Biotechnology & Bioinformatics	2	English
16	Department of Commerce	2	English
17	Department of Electronics and Communication Engineering	2	English
18	Department of Garo	2	English
19	Department of Geography	2	English
20	Department of Khasi	2	English
21	Department of Khasi	2	Khasi
22	Department of Philosophy	2	English
23	Department of Physics	2	English
24	Department of Rural Development & Agricultural Production	2	English
25	Center for Adult & Continuing Education	1	English
26	Department of Basic Sciences & Social Sciences	1	English
27	Department of Economics	1	English
28	Department of Management	1	English
29	Department of Political Science	1	English
	<b>Total</b>	<b>96</b>	



**MEASURING CENTRAL UNIVERSITIES' RESEARCH CONTRIBUTION TO THE NATION (INDIA):AN  
ASSESSMENT OF ETDS (SHODHGANGA)**

The table summarizes the departments of North-Eastern Hill University, their Electronic Theses and Dissertations (ETDs), and the languages they contribute to. In total, there are 96 ETDs in English and Khasi. Out of 96, 94 are in English, and the remaining two are in Khasi.

**Table 21: Nagaland University (Nagaland)**

<b>SI No.</b>	<b>Name of the Department</b>	<b>No. of ETDs</b>	<b>Language</b>
1	Department of Botany	4	English
2	Department of Agricultural Chemistry & Soil Science	3	English
3	Department of Agronomy	2	English
4	Department of Physics	2	English
5	Department of Tenyidie	2	Tenyidie
6	Department of Economics	1	English
7	Department of Education	1	English
8	Department of History and Archaeology	1	English
	Total	16	

The table summarizes the departments of Nagaland University, their Electronic Theses and Dissertations (ETDs), and the languages they contribute to.

**Table 22: Central University of Orissa (Orissa)**

<b>SI No.</b>	<b>Name of the Department</b>	<b>No. of ETDs</b>	<b>Language</b>
1	Department of Anthropology	3	English
2	Department of Odia Language and Literature	1	Odia
	Total	4	

The table summarizes the departments of Central University of Orissa, their Electronic Theses and Dissertations (ETDs), and the languages they contribute to.

**Table 23: Pondicherry University (Pondicherry)**

<b>SI No.</b>	<b>Name of the Department</b>	<b>No. of ETDs</b>	<b>Language</b>
1	Department of Politics and International Studies	1	English
2	Department of Physics	1	English
	Total	2	

The table summarizes the departments of Pondicherry University, their Electronic Theses and Dissertations (ETDs), and the languages they contribute to.

**MEASURING CENTRAL UNIVERSITIES' RESEARCH CONTRIBUTION TO THE NATION (INDIA):AN  
ASSESSMENT OF ETDS (SHODHGANGA)**

**Table 24: Central University of Punjab (Punjab)**

<b>SI No.</b>	<b>Name of the Department</b>	<b>No. of ETDS</b>	<b>Language</b>
1	Department of Bioscience	7	English
2	Department of Education	5	English
3	Department of Environmental Science and Technology	3	English
4	Department of Biochemistry and Microbial Sciences	2	English
5	Department of Chemical Sciences	2	English
6	Department of Comparative Literature	2	English
7	Department of Economics Studies	2	English
8	Department of Human Genetics and Molecular Medicine	2	English
9	Department of Computational Sciences	1	English
10	Department of Geography & Geology	1	English
11	Department of Languages and Comparative Literature	1	English
12	Department of Mathematics and Statistics	1	English
13	Department of Physical Sciences	1	English
14	Department of South and Central Asian Studies	1	English
	Total	31	

The table summarizes the departments of Central University of Punjab, their Electronic Theses and Dissertations (ETDs), and the languages they contribute to.

**Table 25: Central University of Rajasthan (Rajasthan)**

<b>SI No.</b>	<b>Name of the Department</b>	<b>No. of ETDS</b>	<b>Language</b>
1	School of Mathematics, Statistics and Computational Sciences	6	English
2	School of Chemical Sciences and Pharmacy	3	English
3	School of Commerce and Management	2	English
4	School of Earth Science	2	English
5	School of Life Sciences	2	English
6	School of Architecture	1	English
7	School of Humanities and Languages	1	Hindi
8	School of Social Sciences	1	English
	Total	18	

The table summarizes the departments of Central University of Rajasthan, their Electronic Theses and Dissertations (ETDs), and the languages they contribute to.

**MEASURING CENTRAL UNIVERSITIES' RESEARCH CONTRIBUTION TO THE NATION (INDIA):AN  
ASSESSMENT OF ETDS (SHODHGANGA)**

**Table 26: Sikkim University (Sikkim)**

<b>Sl No.</b>	<b>Name of the Department</b>	<b>No. of ETDS</b>	<b>Language</b>
1	Department of Nepali	7	Nepali
2	Department of Commerce	3	English
3	Department of Education	3	English
4	Department of English	3	English
5	Department of Sociology	3	English
6	Department of History	2	English
7	Department of Horticulture	2	English
8	Department of Law	2	English
9	Department of Microbiology	2	English
10	Department of Music	2	English
11	Department of Peace and Conflict Studies and Management	2	English
12	Department of Anthropology	1	English
13	Department of Botany	1	English
14	Department of Chemistry	1	English
15	Department of Economics	1	English
16	Department of Geography	1	English
17	Department of International Relations	1	English
18	Department of Management	1	English
19	Department of Mass Communication	1	English
20	Department of Political Science	1	English
21	Department of Zoology	1	English
	Total	41	

The table summarizes the departments of Sikkim University, their Electronic Theses and Dissertations (ETDs), and the languages they contribute to. The table contains 41 ETDS, primarily in English, covering various academic fields, and a smaller number in Nepali, reflecting research contributions from various academic departments within the institution.

**Table 27: Central University of Tamil Nadu (Tamil Nadu)**

<b>Sl No.</b>	<b>Name of the Department</b>	<b>No. of ETDS</b>	<b>Language</b>
1	Department of Chemistry	4	English
2	Department of Hindi	4	Hindi
3	Department of Mathematics	4	English

**MEASURING CENTRAL UNIVERSITIES' RESEARCH CONTRIBUTION TO THE NATION (INDIA):AN  
ASSESSMENT OF ETDS (SHODHGANGA)**

4	Department of Physics	4	English
5	Department of Economics	2	English
6	Department of English	2	English
7	Department of Education	1	English
8	Department of Life Sciences	1	English
9	Department of Management	1	English
10	Department of Tamil	1	Tamil
	Total	24	

The table summarizes the departments of Central University of Orissa, their Electronic Theses and Dissertations (ETDs), and the languages they contribute to.

**Table 28: The English & Foreign Languages University (Telangana)**

SI No.	Name of the Department	No. of ETDS	Language
1	Department of Hindi	3	Hindi
2	Department of French and Francophone Studies	2	French
3	Department of English Literature	1	English
4	Department of Hispanic and Italian Studies	1	Spanish
	Total	7	

The table summarizes the departments of The English & Foreign Languages University, their Electronic Theses and Dissertations (ETDs), and the languages they contribute to. The table contains 7 ETDS from various academic departments within the institution.

**Table 29: Tripura University (Tripura)**

SI No.	Name of the Department	No. of ETDS	Language
1	Department of Mathematics	4	English
2	Department of English	3	English
3	Department of Chemistry	2	English
4	Department of Economics	2	English
5	Department of Forestry & Biodiversity	2	English
6	Department of History	2	English
7	Department of Rural Studies	2	English
8	Department of Botany	1	English
9	Department of Computer Science & Engineering	1	English
10	Department of Electronics & Communication Engineering	1	English

**MEASURING CENTRAL UNIVERSITIES' RESEARCH CONTRIBUTION TO THE NATION (INDIA):AN  
ASSESSMENT OF ETDS (SHODHGANGA)**

11	Department of Fine Arts	1	English
12	Department of Hindi	1	Hindi
13	Department of Information Technology	1	English
14	Department of Journalism and Mass Communication	1	English
15	Department of Music	1	English
16	Department of Physics	1	English
17	Department of Political Science	1	English
	Total	27	

The table summarizes the departments of Tripura University, their Electronic Theses and Dissertations (ETDs), and the languages they contribute to. The table contains 27 ETDs, primarily in English, reflecting research contributions from various departments within the institution, covering a wide range of academic fields.

**Table 30: Hemwati Nandan Bahuguna Garhwal University (Uttarakhand)**

SI No.	Name of the Department	No. of ETDs	Language
1	Department of Chemistry	7	English
2	Department of Economics	6	Hindi
3	Department of Commerce	5	English
4	Department of Economics	5	English
5	Department of Hindi	4	Hindi
6	Department of Zoology	4	English
7	Department of Geology	3	English
8	Department of History	3	Hindi
9	Department of Political Science	3	Hindi
10	Department of Business Management	2	English
11	Department of Computer Science	2	English
12	Department of Defense & Strategic Studies	2	Hindi
13	Department of HAPPRC (High Altitude Plant Physiology Research Centre)	2	English
14	Department of Physical Education	2	English
15	Department of Physics	2	English
16	Department of Sanskrit	2	Hindi
17	Department of Seed Science	2	English
18	Department of Tourism	2	English

**MEASURING CENTRAL UNIVERSITIES' RESEARCH CONTRIBUTION TO THE NATION (INDIA):AN  
ASSESSMENT OF ETDS (SHODHGANGA)**

19	Department of Biotechnology	1	English
20	Department of Botany and Microbiology	1	English
21	Department of Geography	1	English
22	Department of Home Science	1	English
23	Department of Political Science	1	English
24	Department of Sociology	1	Hindi
	Total	64	

The table summarizes the departments of Hemwati Nandan Bahuguna Garhwal University, their Electronic Theses and Dissertations (ETDs), and the languages they contribute to.

**Table 31: Babasaheb Bhimrao Ambedkar University (Uttar Pradesh)**

SI No.	Name of the Department	No. of ETDS	Language
1	Department of Environmental Science	6	English
2	Department of Environmental Microbiology	5	English
3	Department of Sociology	5	English
4	Department of Law	4	English
5	Department of Applied Chemistry	3	English
6	Department of Applied Physics	3	English
7	Department of Applied Plant Science	3	English
8	Department of Applied Statistics	3	English
9	Department of Education	2	English
10	Department of Human Rights	2	English
11	Department of Information Technology	2	English
12	Department of Pharmaceutical Sciences	2	English
13	Department of Political Science	2	English
14	Department of Rural Management	2	English
15	Department of Applied Mathematics	1	English
16	Department of History	1	English
17	Department of Human Development and Family Studies	1	English
18	Department of Library and Information Science	1	English
	Total	48	

The table summarizes the departments of Babasaheb Bhimrao Ambedkar University, their Electronic Theses and Dissertations (ETDs), and the languages they contribute to. Department of Environmental Science was the leading contributor, showcasing its substantial presence in the ETD repository. The table contains 48

**MEASURING CENTRAL UNIVERSITIES' RESEARCH CONTRIBUTION TO THE NATION (INDIA):AN  
ASSESSMENT OF ETDS (SHODHGANGA)**

English-language ETDS, indicating a diverse range of research contributions from various academic departments within the institution, primarily spanning various academic fields.

**Table 32: Visva Bharti University (West Bengal)**

<b>Sl No.</b>	<b>Name of the Department</b>	<b>No. of ETDS</b>	<b>Language</b>
1	Department of Botany	5	English
2	Department of Zoology	5	English
3	Department of Chemistry	4	English
4	Department of Ancient Indian History Culture and Archeology	2	English
5	Department of Bengali	2	Bengali
6	Department of Computer and system Science	2	English
7	Department of Economics and Politics	2	English
8	Department of Hindi	2	Hindi
9	Department of Oriya	2	Oriya
10	Department of Physics	2	English
11	Agricultural Engineering	1	English
12	Centre for Mathematics Education	1	English
13	Department of Agricultural Extension	1	English
14	Department of Agricultural Statistics	1	English
15	Department of Arabic, Persian, Islamic Studies	1	English
16	Department of English and OMEL	1	English
17	Department of Genetics and Plant Breeding	1	English
18	Department of History	1	English
19	Department of Mathematics	1	English
20	Department of Physical Education	1	English
21	Department of Rabindra Music Dance and Drama	1	Bengali
	Total	38	

The table summarizes the departments of Visva Bharti University, their Electronic Theses and Dissertations (ETDS), and the languages they contribute to. The table contains 38 ETDS, indicating a diverse range of research contributions from various academic departments within the institution, primarily spanning various academic fields and languages.

**MEASURING CENTRAL UNIVERSITIES' RESEARCH CONTRIBUTION TO THE NATION (INDIA):AN  
ASSESSMENT OF ETDS (SHODHGANGA)**

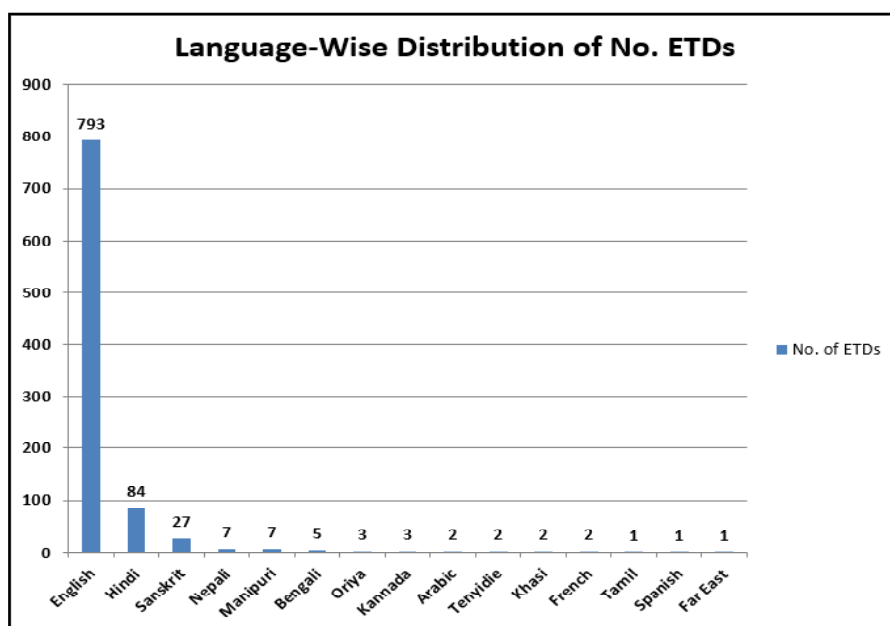
**Table 33: Comprehensive overview of the Linguistic Distributions of ETDS**

<b>Sl No.</b>	<b>Language</b>	<b>No. of ETDS</b>
1	English	793
2	Hindi	84
3	Sanskrit	27
4	Nepali	7
5	Manipuri	7
6	Bengali	5
7	Oriya	3
8	Kannada	3
9	Arabic	2
10	Tenyidie	2
11	Khasi	2
12	French	2
13	Tamil	1
14	Spanish	1
15	Far East	1
	<b>Total</b>	<b>940</b>

The table provides a comprehensive overview of the linguistic distributions of 940 ETDS across various languages. The table presents the number of Electronic Theses and Dissertations (ETDS) in various languages. English is the most dominant language with 793 ETDS. Hindi has 84 ETDS, while Sanskrit has 27 ETDS. Nepali has 7 ETDS, indicating research conducted in Nepali or focusing on Nepali subjects. Manipuri has 7 ETDS, Bengali has 5 ETDS, Oriya has 3 ETDS, Kannada has 3 ETDS, Arabic has 2 ETDS, Tenyidie has 2 ETDS, Khasi has 2 ETDS, French has 2 ETDS, Tamil has 1 ETD, Spanish has 1 ETD, and the Far East has 1 ETD. The diversity of research contributions in this collection is evident in the various languages and their respective languages.

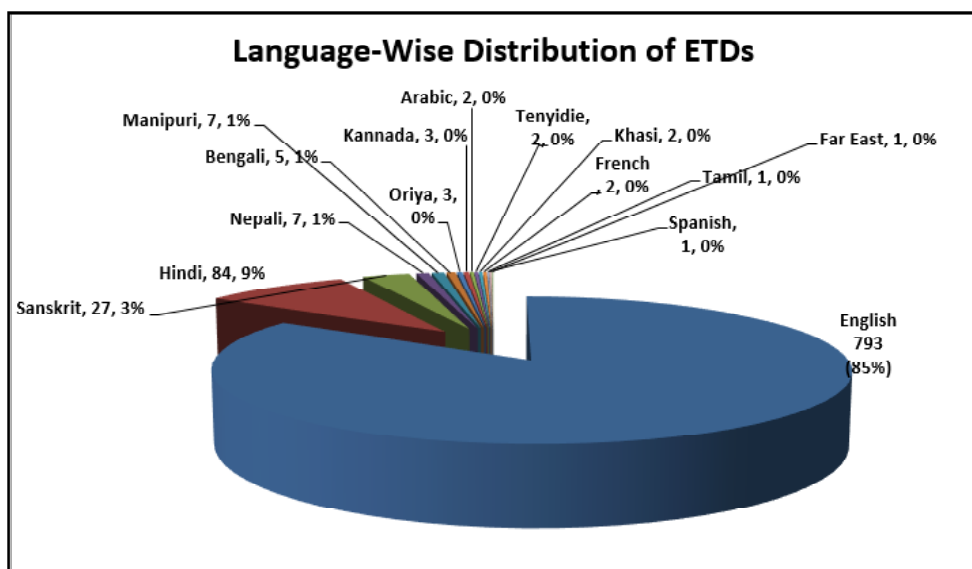


**MEASURING CENTRAL UNIVERSITIES' RESEARCH CONTRIBUTION TO THE NATION (INDIA):AN ASSESSMENT OF ETDS (SHODHGANGA)**



**Figure 3: Comprehensive Overview of the Linguistic Distributions of ETDS**

The total number of ETDS is 940, with English being the predominant language. Other languages include Hindi, Sanskrit, Nepali, Manipuri, Bengali, Oriya, Kannada, Arabic, Tenyidie, Khasi, French, Tamil, Spanish, and Far East. The diversity of research contributions in this collection is evident in the various languages and their respective languages.



**Figure 4: Comprehensive Overview of the Linguistic Distributions of ETDS**

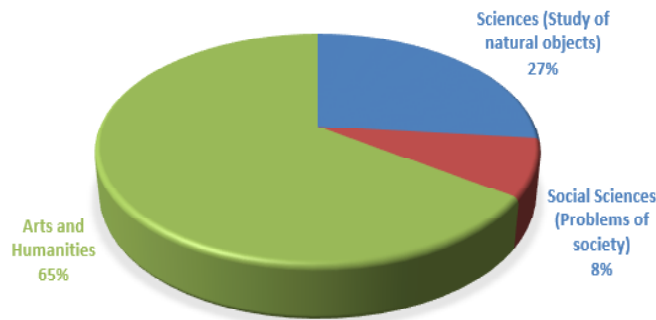
**MEASURING CENTRAL UNIVERSITIES' RESEARCH CONTRIBUTION TO THE NATION (INDIA):AN  
ASSESSMENT OF ETDS (SHODHGANGA)**

Figure 3 and 4 shows that the most common languages are English, Hindi, and Sanskrit, but there is also representation from regional and other languages, illuminating the many linguistic and cultural contributions of the academic community.

**Table 34: Distribution of Departments Across Academic Disciplines**

SI No	Sciences (study of natural objects)	Social Sciences (problems of society)	Arts and Humanities
1	53	16	130

**FIGURE 5: DISTRIBUTION OF DEPARTMENTS  
ACROSS ACADEMIC DISCIPLINES**



The table displays the distribution of departments across three academic fields in central universities across India, with the majority of ETDS from the Arts and Humanities Departments.

**Results:** Central Universities have varying degrees of establishment, with most having a centralized status since their inception. The number of ETDS on Shodhganga indicates research activity, with Manipur and Mizoram being notable for their substantial number. The data also highlights the linguistic and regional diversity of research conducted in Central Universities, with various languages and disciplines represented. The results provide a comprehensive overview of Central Universities in India, highlighting their significant role in the country's academic landscape and their research productivity. It also offers insights into the nature and diversity of academic research in India, requiring further analysis and exploration of their ETDS.

**Conclusion:** Electronic Theses and Dissertations (ETDS) on Shodhganga in 2022 reveals English as the predominant language, with 793 documents, indicating its global importance in academic communication. The table also highlights the rich linguistic and cultural diversity in academic research, with languages like Hindi, Sanskrit, Nepali, Manipuri, and Bengali contributing to the collection. The ETDS on Shodhganga include a diverse range of languages, including fewer common ones like Tenyidie, Khasi, and Arabic, as well as international languages like French and Spanish. This diversity highlights the inclusivity of research and

**MEASURING CENTRAL UNIVERSITIES' RESEARCH CONTRIBUTION TO THE NATION (INDIA):AN  
ASSESSMENT OF ETDS (SHODHGANGA)**

---

the contributions of scholars from various linguistic backgrounds. English remains the dominant language for academic discourse, emphasizing its global reach and accessibility. This data offers valuable insights into the linguistic dimensions of academic research in India.

**References:**

1. Esh, M. (2015). Development of Shodhganga Repository for e-theses in West Bengal: A Study. *International Research: Journal of Library & Information Science*, 5(2), 294-307.
2. Gupta, D.K., & Gupta, N. (2014). Analytical study of the ETD repositories and government initiatives for depositing ETDs in India. *Library Management*, 35(4-5), 308-319.
3. Hazarika, P. (2020). Mapping the Contribution of Electronic Theses and Dissertations by the Universities of Assam to INFLIBNET Shodhganga Project: A Study. *Library Philosophy and Practice (e-journal)*. Article No.4494.
4. Kalita, S. (2021). Electronic Thesis and Dissertations (ETDs) Contribution to Shodhganga by the Universities of Assam: A Study. *Webology*, 18(5).
5. Nanthini, R., & Varghese, R. R. (2018). Growth of ETDs in India: An analytical study of top contributing universities of Shodhganga. *Library Herald*, 56(1), 152-163. <https://doi.org/10.5958/0976-2469.2018.00014.3>
6. Panda, S. K. (2016). Shodhganga – a national level open access ETD repository of Indian electronic theses: current status and discussions. *Library Hi Tech News*, 33(1), 23 – 26.
7. Parihar, V., Singh, P. K., Khajuria, R., & Rana, P. (2023). D.Phil. Theses Contributed Towards the Shodhganga Repository: A Study of the Universities in Jammu and Kashmir. *Library Herald*, 61(1), 48-60. DOI: 10.5958/0976-2469.2023.00005.2
8. Saloi, A. (2021). Contribution of Electronic Theses and Dissertations (ETDs) by the Central Universities of Northeast India to the Shodhganga Project of INFLIBNET: An Evaluative Study. *Library Philosophy and Practice (e-journal)*. Article No. 4825.
9. Sandhya, S. R. (2019). Electronic Theses and Dissertations Contributed by Indian Universities to Shodhganga: A Case Study of Osmania University, Hyderabad. *Pearl: A Journal of Library and Information Science*, 13(1), 45-52. DOI.10.5958/0975-6922.2019.00007.X
10. Sengupta, S. (2012). Status of E-Theses Repositories with Special Reference to India. *Library Philosophy & Practice (e-Journal)*, Article No.1838.
11. Sengupta, S. (2019). Mapping the contributions of ETDs to SHODHGANGA by state universities in Maharashtra in lis research. Welcome to E-LIS repository - E-LIS repository August24, 2023, from <https://eprints.rclis.org/34348/>

**MEASURING CENTRAL UNIVERSITIES' RESEARCH CONTRIBUTION TO THE NATION (INDIA):AN  
ASSESSMENT OF ETDS (SHODHGANGA)**

---

12. Singh, R. K., Singh, A. P., & Singh, A. K. (2018). Research trends in Field of library and information science: A case study of DLIS Aligarh Muslim University through Shodhganga repository. *Library Progress (International)*, 38(2), 158. DOI.10.5958/2320-317x.2018.00016.8
13. Sivakumaren, K. S (2015). Electronic Thesis and Dissertations (ETDs) by Indian Universities in Shodhganga Project: A Study. *Journal of Advances in Library and Information Science*, 4(1), 62-66. <https://eprints.rclis.org/34348/>
14. Sivakumaren, K. S. (2019). (PDF) Electronic thesis and dissertations (ETDs) by Indian universities in Shodhganga project: A study. ResearchGate. Retrieved August24, 2023, from [https://www.researchgate.net/publication/336374317\\_Electronic\\_Thesis\\_and\\_Dissertations\\_ETDs\\_by\\_Indian\\_Universities\\_in\\_Shodhganga\\_Project\\_A\\_Study](https://www.researchgate.net/publication/336374317_Electronic_Thesis_and_Dissertations_ETDs_by_Indian_Universities_in_Shodhganga_Project_A_Study)
15. Sivakumaren, K. S., & Swaminathan, S. (2020). Availability of electronic theses and dissertations (ETDs) of state universities of Tamil Nadu in INFLIBNET Shodhgangaproject: An analysis. *Digital Commons@University of Nebraska - Lincoln*. Retrieved August24, 2023, from <https://digitalcommons.unl.edu/libphilprac/4113/>
16. Verma, M. K., Kimaryadav, S., & Singh, S. (2020). Contribution trends of library and information science theses and dissertations to Shodhganga by central universities of north-east: An assessment. *Library Herald*, 58(2-3), 54-66. <https://doi.org/10.5958/0976-2469.2020.00023.8>
17. Verma, M. K., Yadav, S. K., & Singh, S. N. (2017). Mapping the contribution to Shodhganga By Central Universities of India in LIS research: An evaluation. *International Journal of Library Management and Services*, 4(2), 14-24.
18. <http://shodhganga.inflibnet.ac.in/>
19. <http://mhrd.gov.in/central-universities-0>
20. <https://www.ugc.gov.in/centraluniversity.aspx?type=1>
21. <https://docs.google.com/spreadsheets/d/13CbInp4nZ9aertO-Ozslsj2bCCBwcFlgda5c8N2Ra4k/edit#gid=0>